






























**Information on the number of foreigners documented with residence permits
in Republic of Moldova at the date of 31.12.2019**



























Number of foreigners documented in RM with residence permits at the date of 31.12.2019 constituted about 20,0 thousand persons, from which: 7,6 thousand foreigners had permanent residence permits, and about 12,4 thousand - temporary residence permits, from over 114 states.

Distribution of the number of foreigners documented with residence permits per country of citizenship:





























		Country of citizenship	Number of persons documented with residence permits - <i>Total</i>	<i>including:</i>	
				permanent residence permits	temporary residence permits
		Ukraine	5558	2789	2769
		Russian Federation	4558	2435	2123
		Israel	1717	36	1681
		Romania	1018	210	808
		Turkey	1218	142	1076
		Italy	519	53	466
		United States of America	482	30	452
		India	480	4	476
		Azerbaijan	440	103	337
		Republic of Belarus	254	109	145
		Armenia	219	89	130

		Kazakhstan	176	73	103
		Syrian Arab Republic	126	39	87
		Germany	117	30	87
		Uzbekistan	297	28	269
		Georgia	104	27	77
		Lebanon	67	16	51
		China	74	4	70
		United Kingdom	87	7	80
		Poland	52	10	42
		France	68	5	63
		Jordan	71	26	45
		Greece	65	10	55
		Tajikistan	104	9	95
		Bulgaria	60	19	41

		Kyrgyzstan	68	5	63
		Lithuania	42	22	20
		Netherlands	30	4	26
		Austria	29	6	23
		Switzerland	31	4	27
		Sweden	35	1	34
		Egypt	32	6	26
		Sudan	22	10	12
		Spain	31	1	30
		Latvia	31	16	15
		Iraq	25	3	22
		Serbia	25	7	18
		Cong	13	-	13






















		Norway	20	1	19
		Finland	16	-	16
		Cyprus	15	2	13
		Canada	21	2	19
		Turkmenistan	19	12	7
		Australia	20	1	19
		Belgium	22	6	16
		Denmark	20	1	19
		Pakistan	23	1	22
		Islamic Republic of Iran	22	7	15
		Vietnam	14	6	8
		Slovakia	7	1	6
		Japan	14	5	9

		Nigeria	18	1	17
		Czech Republic	11	3	8
		Brazil	16	-	16
		Croatia	16	1	15
		Republic of Korea	11	1	10
		Albania	11	5	6
		Estonia	11	3	8
		Indonesia	12	1	11
		Ireland	9	2	7
		Portugal	6	-	6
		Algeria	10	2	8
		Cameroon	11	1	10
		Tunisia	12	2	10
		Bangladesh	5	3	2

		Nepal	9	1	8
		Hungary	6	-	6
		South Africa	15	-	15
		Republic of Macedonia	5	-	5
		Mongolia	5	1	4
		Afghanistan	4	1	3
		Burkina Faso	2	-	2
		Filipin	8	-	8
		Mexico	6	-	6
		Thailand	3	-	3
		Libyan Arab Jamahiriya	6	-	6
		Morocco	4	1	3
		Slovenia	6	1	5
		Yemen	3	1	2

		Madagascar	3	1	2
		Bosnia and Herzegovina	3	-	3
		Cuba	2	2	-
		Liechtenstein	2	-	2
		Luxembourg	2	1	1
		New Zealand	2	2	-
		Peru	2	-	2
		United Republic of Tanzania	2	-	2
		San Marino	2	2	-
		Sierra Leone	1	1	-
		Saudi Arabia	1	-	1
		Argentina	2	-	2
		Columbia	2	-	2

		Comoros	-	-	-
		Ivory Coast	1	-	1
		Costa Rica	1	-	1
		United Arab Emirates	-	-	-
		Ethiopia	1	-	1
		Fiji	1	-	1
		Ghana	2	1	1
		Guinea	-	-	-
		Honduras	1	-	1
		Kenya	1	1	-
		Malaysia	1	-	1
		Montenegro	2	-	2
		Republic of the Niger	2	1	1
		Paraguay	1	-	1

		Qatar	-	-	-
		Dominican Republic	1	-	1
		Senegal	-	-	-
		Saint Kitts and Nevis	1	-	1
		Sri Lanka	-	-	-
		Suriname	1	-	1
		Venezuela	2	-	2
		Bahrain	-	-	-
		Myanmar	1	-	1
		Mauritania	1	-	1
		Republic of El Salvador	-	-	-
		Malta	1	-	1
		Singapore	5	-	5
		Uganda	1	-	1
		Republic of Trinidad and Tobago	1	-	1

	Stateless persons	931	927	4
	Persons with non-determined citizenship	179	177	2