















































**Information on the number of foreigners documented with residence permits
in Republic of Moldova at the date of 30.09.2019**






Number of foreigners documented in RM with residence permits at the date of 30.09.2019 constituted about 19,4 thousand persons, from which: 7,6 thousand foreigners had permanent residence permits, and about 11,8 thousand - temporary residence permits, from over 112 states.

Distribution of the number of foreigners documented with residence permits per country of citizenship:





























		Country of citizenship	Number of persons documented with residence permits - Total	<i>including:</i>	
				permanent residence permits	temporary residence permits
		Ucraina	5458	2810	2648
		Federația Rusă	4498	2452	2046
		Israel	1693	34	1659
		România	964	207	757
		Turcia	1151	143	1008
		Italia	506	53	453
		SUA	431	31	400
		India	436	4	432
		Azerbaidjan	421	107	314
		R. Belarus	251	113	138
		Armenia	214	87	127

		Kazahstan	153	72	81
		Republica Arabă Siriană	128	47	81
		Germania	106	31	75
		Uzbekistan	271	28	243
		Georgia	92	25	67
		Liban	69	16	53
		China	60	4	56
		Regatul Unit al Marii Britanii	80	8	72
		Polonia	56	11	45
		Franța	64	5	59
		Iordania	71	28	43
		Grecia	65	10	55
		Tadjikistan	86	9	77
		Bulgaria	55	19	36





























		Kârgâzstan	55	5	50
		Lituania	42	22	20
		Olanda	29	4	25
		Austria	29	6	23
		Elveția	29	4	25
		Suedia	33	1	32
		Egipt	33	7	26
		Sudan	23	10	13
		Spania	32	1	31
		Letonia	30	17	13
		Irak	23	3	20
		Serbia	20	8	12
		Congo	13	-	13


		Norvegia	20	1	19
		Finlanda	16	-	16
		Cipru	14	2	12
		Canada	18	2	16
		Turkmenistan	19	12	7
		Australia	20	1	19
		Belgia	23	5	18
		Danemarca	15	1	14
		Pakistan	25	3	22
		Republica Islamică Iran	21	7	14
		Viet Nam	14	6	8
		Slovacia	13	1	12
		Japonia	11	5	6

		Nigeria	19	1	18
		Republica Cehă	15	3	12
		Brazilia	14	-	14
		Croația	20	1	19
		Republica Coreea	6	1	5
		Albania	13	5	8
		Estonia	10	3	7
	 INDONESIA	Indonezia	11	1	10
		Irlanda	8	2	6
		Portugalia	4	-	4
		Algeria	8	2	6
		Camerun	13	1	12
		Tunisia	9	2	7
		Bangladesh	6	3	3

		Nepal	8	1	7
		Ungaria	7	-	7
		Africa de Sud	12	-	12
		Republica Macedonia	-	-	-
		Mongolia	4	1	3
		Afganistan	4	1	3
		Burkina Faso	3	-	3
		Filipine	7	-	7
		Mexic	10	-	10
		Thailanda	3	-	3
		Jamahiriya Arabă Libiană	4	-	4
		Maroc	5	1	4
		Slovenia	6	1	5
		Yemen	3	1	2

		Madagascar	4	2	2
		Bosnia și Herțegovina	2	-	2
		Cuba	2	2	-
		Liechtenstein	2	-	2
		Luxemburg	1	1	-
		Noua Zeelandă	2	2	-
		Peru	2	-	2
		Republica Unită Tanzania	2	-	2
		San Marino	2	2	-
		Sierra Leone	1	1	-
		Arabia Saudită	1	-	1
		Argentina	2	-	2
		Columbia	4	-	4

 	Comore	-	-	-
 	Coasta de Fildeș	1	-	1
 	Costa Rica	1	-	1
 	Emiratele Arabe Unite	-	-	-
 	Etiopia	1	-	1
 	Fiji	1	-	1
 	Ghana	2	1	1
 	Guineea	-	-	-
 	Honduras	1	-	1
 	Kenya	1	1	-
 	Malaysia	1	-	1
 	Muntelegru	1	-	1
 	Republica Niger	2	1	1
 	Paraguay	1	-	1

		Qatar	-	-	-
		Republica Dominicană	1	-	1
		Senegal	-	-	-
		Sfântul Kitts și Nevis	1	-	1
		Sri Lanka	-	-	-
		Suriname	1	-	1
		Venezuela	-	-	-
		Bahrain	-	-	-
		Myanmar	1	-	1
		Mauritania	1	-	1
		Republic of El Salvador	-	-	-
		Uganda	1	-	1
		Republic of Trinidad and Tobago	1	-	1
		Apatrizi	932	929	3
		Cetățenie nedeterminată	180	180	-