
































**Information on the number of foreigners documented with residence permits
in Republic of Moldova at the date of 31.03.2020**











Number of foreigners documented in RM with residence permits at the date of 31.03.2020 constituted about 20,0 thousand persons, from which: 7,4 thousand foreigners had permanent residence permits, and about 12,6 thousand - temporary residence permits, from over 115 states.

Distribution of the number of foreigners documented with residence permits per country of citizenship:





























| Flag | The National Port | Country of citizenship | Number of persons documented with residence permits - <i>Total</i> | <i>including:</i> | |
|---|---|--------------------------|---|-----------------------------|-----------------------------|
| | | | | permanent residence permits | temporary residence permits |
|  |  | Ukraine | 5553 | 2739 | 2814 |
|  |  | Russian Federation | 4530 | 2381 | 2149 |
|  |  | Israel | 1721 | 34 | 1687 |
|  |  | Romania | 1011 | 208 | 803 |
|  |  | Turkey | 1157 | 140 | 1017 |
|  |  | Italy | 499 | 53 | 446 |
|  |  | United States of America | 471 | 29 | 442 |
|  |  | India | 636 | 4 | 632 |
|  |  | Azerbaijan | 447 | 100 | 347 |
|  |  | Republic of Belarus | 253 | 108 | 145 |
|  |  | Armenia | 212 | 83 | 129 |

| | | | | | |
|---|---|-----------------------------|------------|-----------|------------|
|  |  | Kazakhstan | 171 | 71 | 100 |
|  |  | Syrian Arab Republic | 122 | 36 | 86 |
|  |  | Germany | 125 | 30 | 95 |
|  |  | Uzbekistan | 305 | 27 | 278 |
|  |  | Georgia | 103 | 26 | 77 |
|  |  | Lebanon | 64 | 17 | 47 |
|  |  | China | 74 | 4 | 70 |
|  |  | United Kingdom | 84 | 7 | 77 |
|  |  | Poland | 61 | 9 | 52 |
|  |  | France | 67 | 5 | 62 |
|  |  | Jordan | 74 | 27 | 47 |
|  |  | Greece | 65 | 10 | 55 |
|  |  | Tajikistan | 109 | 9 | 100 |
|  |  | Bulgaria | 65 | 19 | 46 |

| | | | | | |
|---|---|--------------------|-----------|-----------|-----------|
|  |  | Kyrgyzstan | 70 | 5 | 65 |
|  |  | Lithuania | 46 | 21 | 25 |
|  |  | Netherlands | 30 | 5 | 25 |
|  |  | Austria | 29 | 6 | 23 |
|  |  | Switzerland | 31 | 4 | 27 |
|  |  | Sweden | 35 | 1 | 34 |
|  |  | Egypt | 31 | 5 | 26 |
|  |  | Sudan | 23 | 10 | 13 |
|  |  | Spain | 37 | 1 | 36 |
|  |  | Latvia | 31 | 16 | 15 |
|  |  | Iraq | 25 | 3 | 22 |
|  |  | Serbia | 25 | 7 | 18 |
|  |  | Cong | 13 | - | 13 |





















| | | | | | |
|---|---|--------------------------|----|----|----|
|  |  | Norway | 20 | 1 | 19 |
|  |  | Finland | 17 | - | 17 |
|  |  | Cyprus | 14 | 2 | 12 |
|  |  | Canada | 21 | 2 | 19 |
|  |  | Turkmenistan | 20 | 12 | 8 |
|  |  | Australia | 21 | 1 | 20 |
|  |  | Belgium | 20 | 6 | 14 |
|  |  | Denmark | 17 | 1 | 16 |
|  |  | Pakistan | 19 | 1 | 18 |
|  |  | Islamic Republic of Iran | 19 | 5 | 14 |
|  |  | Vietnam | 14 | 6 | 8 |
|  |  | Slovakia | 6 | 1 | 5 |
|  |  | Japan | 14 | 5 | 9 |






| | | | | | |
|---|---|--------------------------|-----------|----------|-----------|
|  |  | Nigeria | 17 | 1 | 16 |
|  |  | Czech Republic | 9 | 3 | 6 |
|  |  | Brazil | 12 | - | 12 |
|  |  | Croatia | 15 | - | 15 |
|  |  | Republic of Korea | 14 | 1 | 13 |
|  |  | Albania | 12 | 5 | 7 |
|  |  | Estonia | 10 | 3 | 7 |
|  |  | Indonesia | 12 | 1 | 11 |
|  |  | Ireland | 11 | 2 | 9 |
|  |  | Portugal | 21 | - | 21 |
|  |  | Algeria | 10 | 2 | 8 |
|  |  | Cameroon | 8 | 1 | 7 |
|  |  | Tunisia | 12 | 2 | 10 |
|  |  | Bangladesh | 6 | 3 | 3 |

| | | | | | |
|---|---|-------------------------------|-----------|----------|-----------|
|  |  | Nepal | 13 | 1 | 12 |
|  |  | Hungary | 4 | - | 4 |
|  |  | South Africa | 9 | - | 9 |
|  |  | Republic of Macedonia | 5 | - | 5 |
|  |  | Mongolia | 5 | 1 | 4 |
|  |  | Afghanistan | 2 | 1 | 1 |
|  |  | Burkina Faso | 2 | - | 2 |
|  |  | Filipin | 7 | - | 7 |
|  |  | Mexico | 9 | - | 9 |
|  |  | Thailand | 3 | - | 3 |
|  |  | Libyan Arab Jamahiriya | 6 | - | 6 |
|  |  | Morocco | 4 | 1 | 3 |
|  |  | Slovenia | 6 | 1 | 5 |
|  |  | Yemen | 3 | 1 | 2 |

| | | | | | |
|---|---|------------------------------------|----------|----------|----------|
|  |  | Madagascar | 3 | 1 | 2 |
|  |  | Bosnia and Herzegovina | 2 | - | 2 |
|  |  | Cuba | 2 | 2 | - |
|  |  | Liechtenstein | 2 | - | 2 |
|  |  | Luxembourg | 2 | 1 | 1 |
|  |  | New Zealand | 2 | 2 | - |
|  |  | Peru | - | - | - |
|  |  | United Republic of Tanzania | 2 | - | 2 |
|  |  | San Marino | 2 | 2 | - |
|  |  | Sierra Leone | 1 | 1 | - |
|  |  | Saudi Arabia | 2 | 1 | 1 |
|  |  | Argentina | 2 | - | 2 |
|  |  | Columbia | 3 | - | 3 |

| | | | | | |
|---|---|------------------------------|---|---|---|
|  |  | Comoros | - | - | - |
|  |  | Ivory Coast | 1 | - | 1 |
|  |  | Costa Rica | 1 | - | 1 |
|  |  | United Arab Emirates | - | - | - |
|  |  | Ethiopia | 1 | - | 1 |
|  |  | Fiji | 1 | - | 1 |
|  |  | Ghana | 2 | 1 | 1 |
|  |  | Guinea | - | - | - |
|  |  | Honduras | 1 | - | 1 |
|  |  | Kenya | 1 | 1 | - |
|  | | Malaysia | 1 | - | 1 |
|  |  | Montenegro | 2 | - | 2 |
|  | | Republic of the Niger | 2 | 1 | 1 |
|  |  | Paraguay | 1 | - | 1 |

| | | | | | |
|---|---|--------------------------------|---|---|---|
|  |  | Qatar | - | - | - |
|  | | Dominican Republic | 1 | - | 1 |
|  |  | Senegal | - | - | - |
|  | | Saint Kitts and Nevis | 1 | - | 1 |
|  |  | Sri Lanka | - | - | - |
|  |  | Suriname | 1 | - | 1 |
|  |  | Venezuela | 2 | - | 2 |
|  | | Bahrain | - | - | - |
|  | | Myanmar | 1 | - | 1 |
|  | | Mauritania | 1 | - | 1 |
|  | | Republic of El Salvador | - | - | - |
|  |  | Malta | 1 | - | 1 |
|  |  | Singapore | 5 | - | 5 |
|  | | Uganda | 1 | - | 1 |

| | | | | |
|---|---|------------|------------|----------|
|   | Zimbabwe | 1 | - | 1 |
|   | Chad | 1 | - | 1 |
|  | Republic of Trinidad and Tobago | 1 | - | 1 |
| | Stateless persons | 911 | 907 | 4 |
| | Persons with non- determined citizenship | 174 | 172 | 2 |