









































































***Information on the number of foreigners documented with residence permits
in Republic of Moldova at the date of 30.09.2020***



























Number of foreigners documented in RM with residence permits at the date of 30.09.2020 constituted about 18,2 thousand persons, from which: 7,2 thousand foreigners had permanent residence permits, and about 11,0 thousand - temporary residence permits, from over 119 states.

Distribution of the number of foreigners documented with residence permits per country of citizenship:





























Flag	The National Port	Country of citizenship	Number of persons documented with residence permits - <i>Total</i>	<i>including:</i>	
				permanent residence permits	temporary residence permits
		Ukraine	5321	2664	2657
		Russian Federation	4111	2240	1871
		Israel	1361	32	1329
		Romania	958	209	749
		Turkey	956	141	815
		Italy	457	53	404
		United States of America	363	29	334
		India	639	6	633
		Azerbaijan	418	96	322
		Republic of Belarus	246	104	142

		Armenia	210	84	126
		Kazakhstan	170	72	98
		Syrian Arab Republic	111	37	74
		Germany	107	30	77
		Uzbekistan	174	26	148
		Georgia	102	25	77
		Lebanon	62	16	46
		China	54	4	50
		United Kingdom	82	7	75
		Poland	57	10	47
		France	52	6	46
		Jordan	56	27	29
		Greece	51	9	42
		Tajikistan	109	9	100

		Bulgaria	56	18	38
		Kyrgyzstan	54	5	49
		Lithuania	40	19	21
		Netherlands	28	5	23
		Austria	28	6	22
		Switzerland	30	4	26
		Sweden	26	1	25
		Egypt	26	5	21
		Sudan	16	7	9
		Spain	33	1	32
		Latvia	28	16	12
		Iraq	21	3	18
		Serbia	14	6	8

























		Cong	6	-	6
		Norway	15	1	14
		Finland	14	-	14
		Cyprus	12	2	10
		Canada	19	2	17
		Turkmenistan	18	11	7
		Australia	23	1	22
		Belgium	21	6	15
		Denmark	13	1	12
		Pakistan	14	1	13
		Islamic Republic of Iran	16	5	11
		Vietnam	13	6	7
		Slovakia	5	1	4

		Japan	9	4	5
		Nigeria	33	1	32
		Czech Republic	9	2	7
		Brazil	8	-	8
		Croatia	14	-	14
		Republic of Korea	10	1	9
		Albania	10	4	6
		Estonia	8	2	6
		Indonesia	7	1	6
		Ireland	9	1	8
		Portugal	7	-	7
		Algeria	7	2	5
		Cameroon	15	1	14
		Tunisia	10	1	9

		Bangladesh	6	3	3
		Nepal	13	1	12
		Hungary	5	-	5
		South Africa	9	-	9
		Republic of Macedonia	5	-	5
		Mongolia	4	1	3
		Afghanistan	2	1	1
		Burkina Faso	2	-	2
		Filipin	7	-	7
		Mexico	7	-	7
		Libyan Arab Jamahiriya	4	-	4
		Morocco	3	1	2
		Slovenia	3	1	2
		Yemen	1	-	1

		Madagascar	3	1	2
		Bosnia and Herzegovina	3	-	3
		Cuba	2	2	-
		Liechtenstein	2	-	2
		Luxembourg	2	1	1
		New Zealand	4	2	2
		Peru	2	-	2
		United Republic of Tanzania	1	-	1
		San Marino	2	2	-
		Saudi Arabia	1	-	1
		Argentina	2	-	2
		Columbia	3	-	3
		Comoros	-	-	-

		Ivory Coast	1	-	1
		Costa Rica	1	-	1
		United Arab Emirates	-	-	-
		Ethiopia	1	-	1
		Fiji	1	-	1
		Republic of the Gambia	1	-	1
		Ghana	3	1	2
		Guinea	-	-	-
		Honduras	1	-	1
		Kenya	1	1	-
		Malaysia	1	-	1
		Montenegro	3	-	3
		Republic of the Niger	-	-	-
		Paraguay	1	-	1

		Qatar	-	-	-
		Dominican Republic	1	-	1
		Senegal	1	-	1
		Saint Kitts and Nevis	-	-	-
		Sri Lanka	3	-	3
		Suriname	1	-	1
		Venezuela	-	-	-
		Bahrain	-	-	-
		Myanmar	1	-	1
		Mauritania	1	-	1
		Malta	1	-	1
		Republic of Malawi	1	-	1
		Republic of Mauritius	1	-	1
		Sierra Leone	2	1	1
		Saint Lucia	1	-	1

 	Singapore	1	-	1
	Republic of El Salvador	-	-	-
	Uganda	1	-	1
 	Zimbabwe	1	-	1
 	Chad	1	-	1
 	Republic of Trinidad and Tobago	1	-	1
	Kingdom of Thailand	2	-	2
 	Republic of Chile	1	-	1
	Stateless persons	910	907	3
	Persons with non-determined citizenship	166	165	1